


♀♂ The Gender Equation

Number of elected MCAs




1370
94%

80
5%

Total number of elected MCAs
1450

Number of nominated MCAs



97
12%

Marginalized Male

592
Gender based affirmative action(women)
76%

83
10%

Marginalized Female

772
Total number of nominated MCAs

Counties that had the highest proportion of elected women

1
Kisumu (20%)
7 out of 35 are women

2
Bomet (16%)
4 out of 25 are women


3
Nakuru (15%)
8 out of 55 are women

19 Counties had no women elected into office

2222
Total number of MCAs (All inclusive)

♀ Total females 755 34%

♂ Total males 1467 66%



The Institute For Social Accountability

Source: ASSESSMENT OF THE IMPLEMENTATION OF THE SYSTEM OF DEVOLVED GOVERNMENT-FROM STEPS TO STRIDES
JUNE 2014 by Commission for the Implementation of the Constitution